

DESIGN Mauro Lipparini – 2005



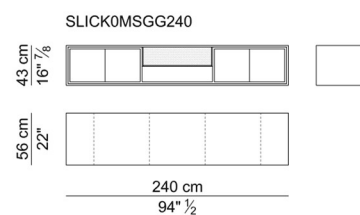
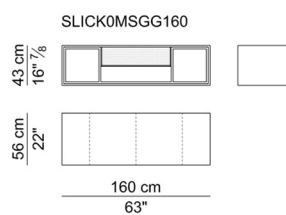
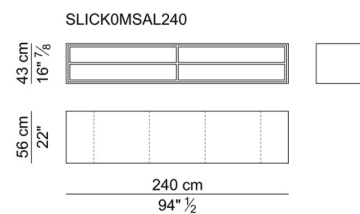
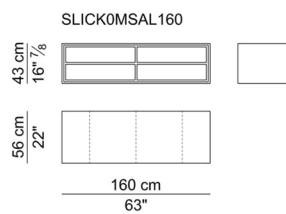
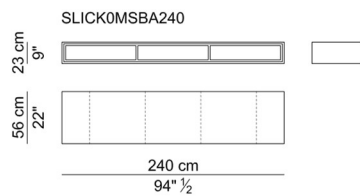
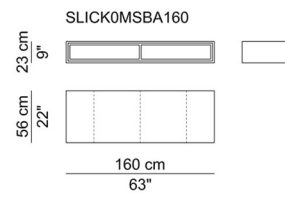
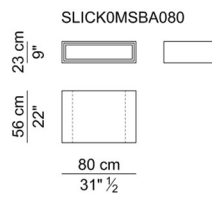
Struttura. In pannello nobilitato rivestito in cuoio.

Base. In tubolare d'acciaio cromata o verniciata a polveri epossidiche in colore RAL a scelta.


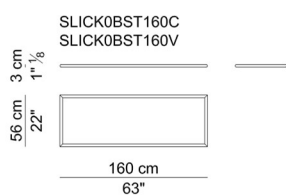
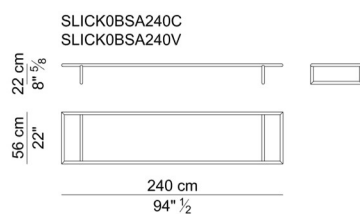
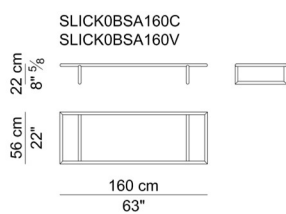
Frame. In melamine coated panel covered in saddle leather.

Base. In tubular steel chromed or painted epoxy powder painted in RAL colors of your choice.

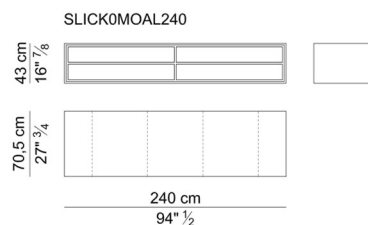
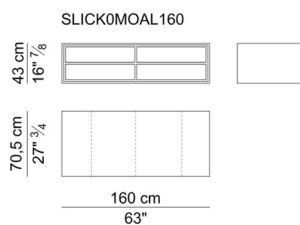
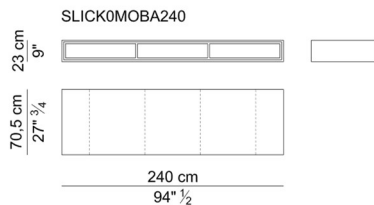
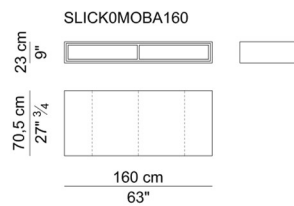
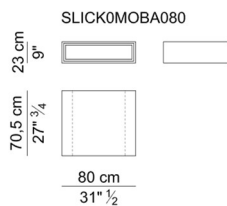
CASSETTIERE E MOBILI PROFONDI CM. 56 – CHEST OF DRAWERS AND CABINETS DEEP 56 CM.



BASI PER CASSETTIERE E MOBILI PROFONDI CM. 56 – BASES FOR CHEST OF DRAWERS AND CABINETS DEEP 56 CM.



CASSETTIERE E MOBILI PROFONDI CM. 70 – CHEST OF DRAWERS AND CABINETS DEEP 70 CM.



BASI PER CASSETTIERE E MOBILI PROFONDI CM. 70 – BASES FOR CHEST OF DRAWERS AND CABINETS DEEP 70 CM.

